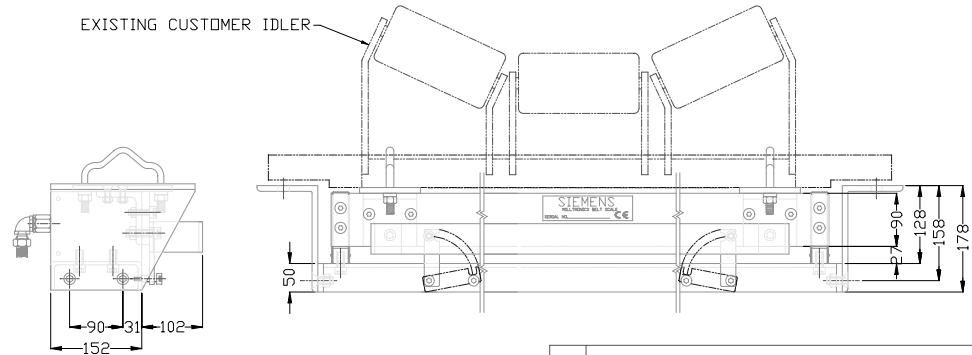
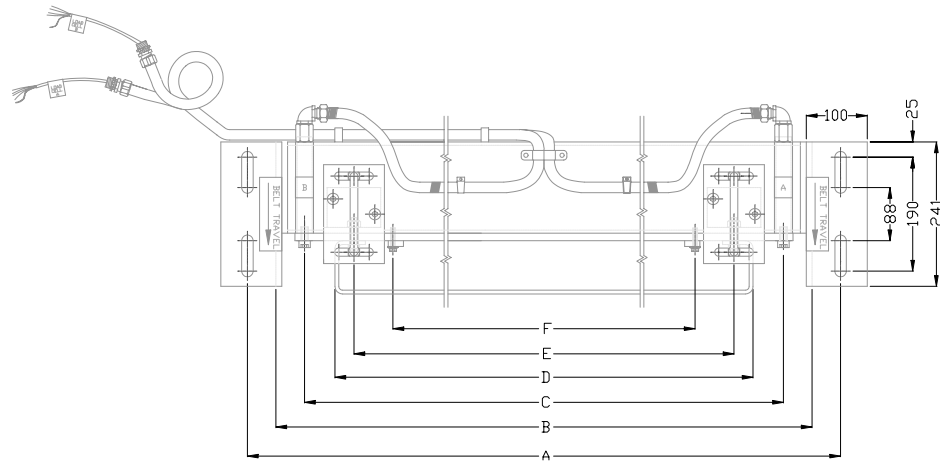


I A I B I C I D I E I F I G I H I I I J I

SYSTEM SPECIFICATION	
MSI PART No:	7MH7122-1ATXX-XA
SERIAL No:	XXXXXXX
LOAD CELL CAPACITY:	XXXXXXX
CAL WEIGHT PART No:	7MH77241XX QTY. X
ENGINEERED BY:	XXXXXXX

BELT WIDTH	A	B	STATIC BEAM	SPACER BLOCKS	C	D	E	F
35'	1117	1023	30'	2 X 2.5'	800	698	635	505

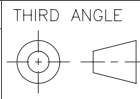


00	REV_DES_0
No	DESCRIPTION

CONFIDENTIAL
IMPORTANT NOTICE
 THIS DOCUMENT REMAINS THE PROPERTY OF SIEMENS AND IS SUBJECT TO RECALL. IT MAY NOT BE COPIED, AND IS ISSUED AND CAN BE UTILIZED ONLY FOR SUCH LIMITED PURPOSES AS MAY SPECIFICALLY HAVE BEEN AUTHORIZED BY SIEMENS. IT IS TO BE MAINTAINED CONFIDENTIAL, SINCE IT MAY CONTAIN PROPRIETARY INFORMATION AND TRADE SECRETS OF SIEMENS OR OTHERS. THE ITEMS DEPICTED MAY THEMSELVES BE THE SUBJECT OF PATENTS, INDUSTRIAL DESIGN REGISTRATIONS OR COPYRIGHTS OF SIEMENS OR OTHERS, AND THE ISSUE OF THIS DRAWING DOES NOT IMPLY ANY LICENSE UNDER ANY SUCH RIGHTS. COPYRIGHT SIEMENS. ALL RIGHTS RESERVED.

SCALE:	N.T.S.	DATE	
DRAWN:	X.X.X.	XX/XX/XX	
CHECKED:	X.X.X.	XX/XX/XX	
APPROVED:	X.X.X.	XX/XX/XX	

ALL DIMENSIONS IN MM UNLESS OTHERWISE NOTED
 TOLERANCES UNLESS OTHERWISE NOTED
 0-300 = ±0.30 ANGLE = ±0.5°
 300 + = ±0.75
 TITLE
 MSI BELT SCALE 35" BELT WIDTH
 CUSTOMER APPROVAL DRAWING
 CLIENT = XXXXXXXX



REVISIONS		
SIEMENS		
FILE #	XXXXXXX	REV
DRAWING NUMBER	XXXXXXXXXXXXXXXXXX	00
JOB No.	--	SHEET 1 OF 1