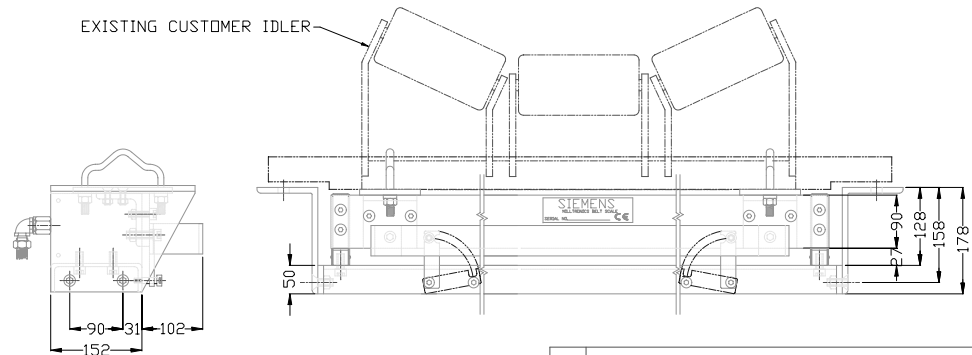
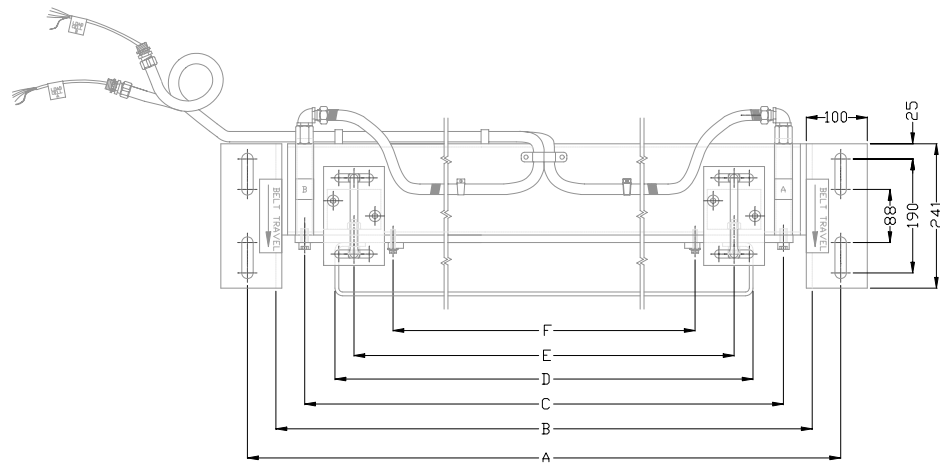


I A I B I C I D I E I F I G I H I I I J I

SYSTEM SPECIFICATION			
MSI PART No:	7MH7122-1AVXX-XA		
SERIAL No:	XXXXXXX		
LOAD CELL CAPACITY:	XXXXXXX		
CAL WEIGHT PART No:	7MH77241XX	QTY.	X
ENGINEERED BY:	XXXXXXX		

BELT WIDTH	A	B	STATIC BEAM	SPACER BLOCKS	C	D	E	F
37"	1168	1074	36"	2 X 0.5"	953	851	788	658



00	REV_DES_0
No	DESCRIPTION

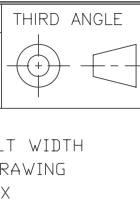
CONFIDENTIAL
IMPORTANT NOTICE

THIS DOCUMENT REMAINS THE PROPERTY OF SIEMENS AND IS SUBJECT TO RECALL. IT MAY NOT BE COPIED, AND IS ISSUED AND CAN BE UTILIZED ONLY FOR SUCH LIMITED PURPOSES AS MAY SPECIFICALLY HAVE BEEN AUTHORIZED BY SIEMENS. IT IS TO BE MAINTAINED CONFIDENTIAL, SINCE IT MAY CONTAIN PROPRIETARY INFORMATION AND TRADE SECRETS OF SIEMENS OR OTHERS. THE ITEMS DEPICTED MAY THEMSELVES BE THE SUBJECT OF PATENTS, INDUSTRIAL DESIGN REGISTRATIONS OR COPYRIGHTS OF SIEMENS OR OTHERS, AND THE ISSUE OF THIS DRAWING DOES NOT IMPLY ANY LICENSE UNDER ANY SUCH RIGHTS. COPYRIGHT SIEMENS ALL RIGHTS RESERVED

SCALE:	N.T.S.	DATE	
DRAWN:	X.X.X.	XX/XX/XX	
CHECKED:	X.X.X.	XX/XX/XX	
APPROVED:	X.X.X.	XX/XX/XX	

ALL DIMENSIONS IN MM UNLESS OTHERWISE NOTED
TOLERANCES UNLESS OTHERWISE NOTED
0-300 = ±0.30 ANGLE = ±0.5°
300 + = ±0.75

TITLE
MSI BELT SCALE 37" BELT WIDTH
CUSTOMER APPROVAL DRAWING
CLIENT = XXXXXXXX



REVISIONS		
SIEMENS		
FILE #	XXXXXXX	REV
JOB No.	--	00
DRAWING NUMBER	XXXXXXXXXXXXXXXXXX	
SHEET 1 OF 1		