

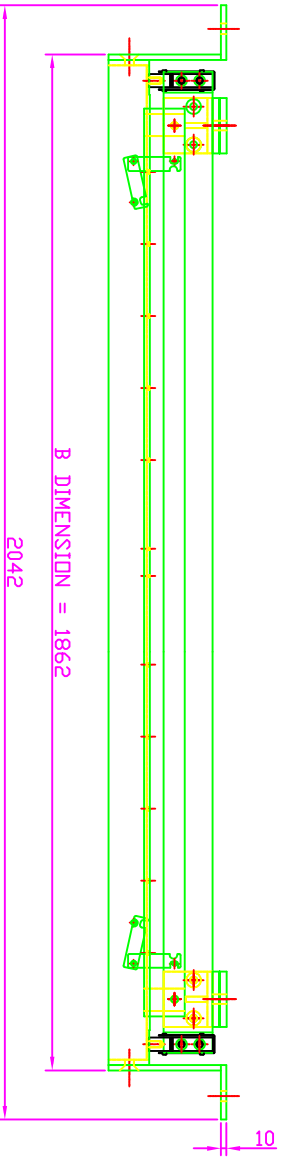
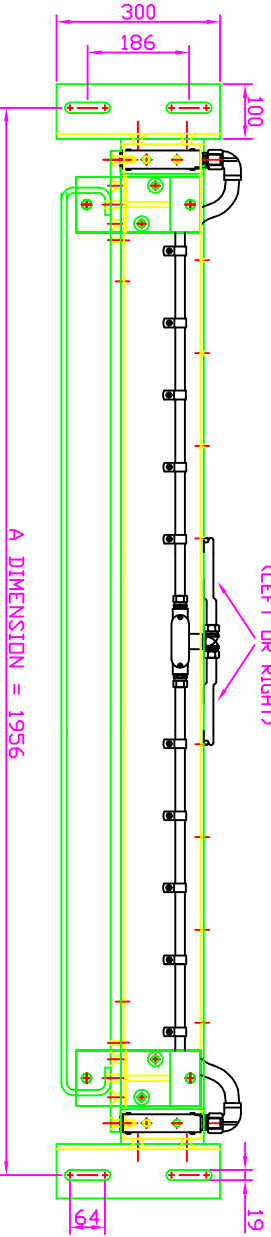
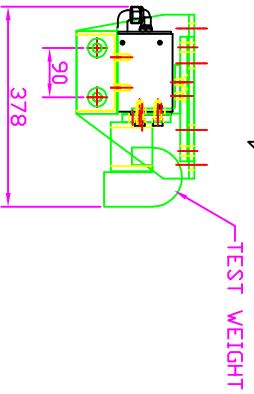
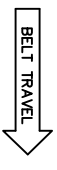
A I B I C I D I E I F I G I H I I J

ORDER INFORMATION

CUSTOMER: _____
 YOUR REF.: _____
 OUR REF.: _____
 DATE: _____

SYSTEM SPECIFICATION

MSI PART No. 7MH7122-IGJXX-XA
 SERIAL No.s: _____
 LEAD CELL CAPACITY: _____
 CAL. WEIGHT PART No. _____ QTY. _____
 ENGINEERED BY: _____



SUBMITTED FOR APPROVAL

PLEASE SIGN AND RETURN ONE COPY TO SIEMENS.
 PRODUCTION RELEASE AND FABRICATION WILL NOT BEGIN UNTIL
 THE DATE SIGNATURE AND REVISION NUMBER AND DATE THAT THIS
 APPROVED DRAWING IS RECEIVED BY SIEMENS.

APPROVED APPROVED AS NOTED REVISE AND RESUBMIT

BY: _____ DATE: _____

CONFIDENTIAL
IMPORTANT NOTICE

THIS DOCUMENT REMAINS THE PROPERTY OF SIEMENS AND IS SUBJECT TO RECALL. IT MAY NOT BE COPIED, AND IS ISSUED AND CAN BE UTILIZED ONLY FOR SUCH LIMITED PURPOSES AS MAY SPECIFICALLY HAVE BEEN AUTHORIZED BY SIEMENS. IT IS TO BE MAINTAINED CONFIDENTIAL, SINCE IT MAY CONTAIN INFORMATION THAT IS PROPRIETARY TO SIEMENS AND THAT IS NOT TO BE DISCLOSED TO OTHERS WITHOUT THE WRITTEN PERMISSION OF SIEMENS. THE ITEMS DEPICTED MAY BE THE SUBJECT OF PATENTS OF SIEMENS OR OTHERS, AND THE ISSUE OF THIS DRAWING DOES NOT IMPLY ANY LICENSE UNDER ANY SUCH RIGHTS. ALL RIGHTS RESERVED.

SCALE:	1:1	DATE		ALL DIMENSIONS IN MM UNLESS OTHERWISE NOTED
DRAWN:	B.J.G.	XX/XX/XX		TOLERANCES UNLESS OTHERWISE NOTED
CHECKED:				0-300 = ±0.30 ANGLE = ±0.5°
APPROVED:				300 + = ±0.75
TITLE				THIRD ANGLE
77" MSI BELT SCALE				
CUSTOMER APPROVAL DRAWING				
CLIENT =				

00	FIRST ISSUE	REV_DES_0
No	DESCRIPTION	
REVISIONS		

SIEMENS

FILE # XXXXXXXX
 DRAWING NUMBER 3-790XXXXZ-DD-B
 JOB No. -- SHEET 1 OF 1