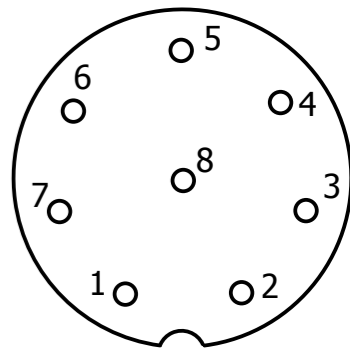
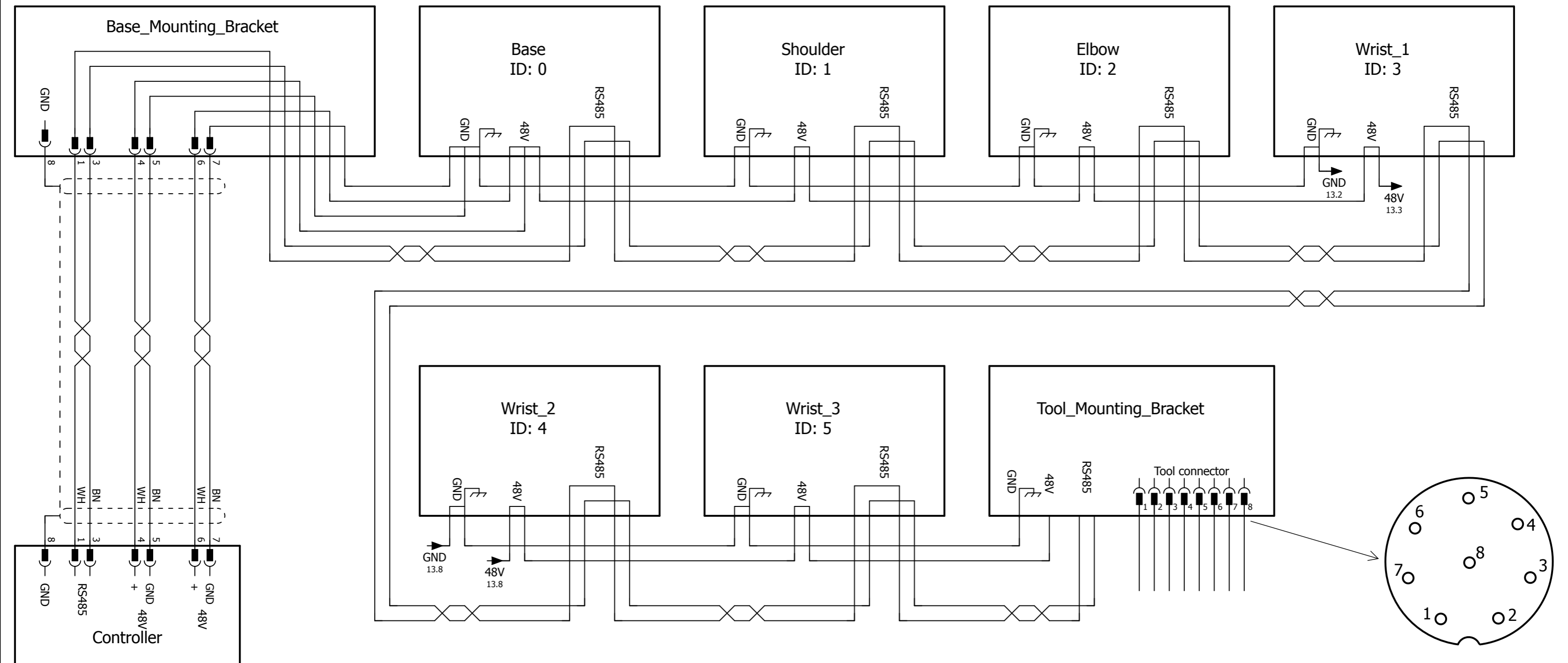


Wire colour codes	
Black	BK
Blue	BU
Brown	BN
Green	GN
Orange	OG
Red	RD
White	WH
Yellow	YE
Green/Yellow	GNYE

CB3 UR10 Robot arm



- Lumberg Automation
Type: RSMEDG 8
Male Front View**
- 1 = white AI[2]
 - 2 = brown AI[3]
 - 3 = green DI[9] (pnp)
 - 4 = yellow DI[8] (pnp)
 - 5 = grey 12/24V (power)
 - 6 = pink DO[9] (npn)
 - 7 = blue DO[8] (npn)
 - 8 = red GND

			Date	24-11-2015	Universal Robots		Robot arm UR10		= UR10
			Ed.						+
			Appr						
Modification	Date	Name	Original		Replacement of	Replaced by			
								Dwg. No.:	3.0.0.2
									Page 13
									Page 19

-UR10
/15.0



UNIVERSAL ROBOTS

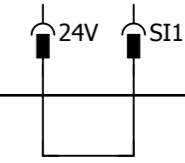
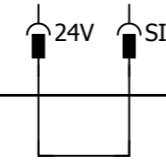
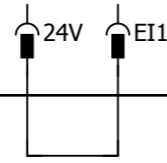
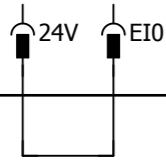
CB3

UR10

Safety

Emergency Stop

Safeguard Stop



Default connections

Default connections

			Date	24-11-2015	Universal Robots		UR10 Controller I/O		= UR10	
			Ed.						+	
			Appr							
Modification	Date	Name	Original		Replacement of	Replaced by			Dwg. No.:	3.0.0.2
									Page	16
									Page	19

-UR10
/15.0




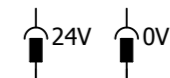
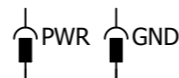
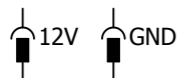
UNIVERSAL ROBOTS

CB3

UR10

Remote

Power



Default connections

			Date	24-11-2015	Universal Robots		UR10 Controller I/O		= UR10	
			Ed.						+	
			Appr							
Modification	Date	Name	Original		Replacement of	Replaced by			Dwg. No.:	3.0.0.2
									Page	17
									Page	19

-UR10
/15.0

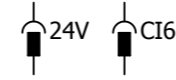
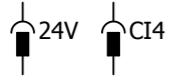


UNIVERSAL ROBOTS

CB3

UR10

Configurable Inputs



			Date	24-11-2015	Universal Robots		UR10 Controller I/O		= UR10	
			Ed.						+	
			Appr							
Modification	Date	Name	Original		Replacement of	Replaced by			Dwg. No.:	3.0.0.2
									Page	19
									Page	19

-UR10
/15.0

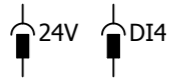


UNIVERSAL ROBOTS

CB3

UR10

Digital Inputs



			Date	24-11-2015	Universal Robots		UR10 Controller I/O		= UR10	
			Ed.						+	
			Appr							
Modification	Date	Name	Original		Replacement of	Replaced by			Dwg. No.:	3.0.0.2
									Page	23
									Page	19

